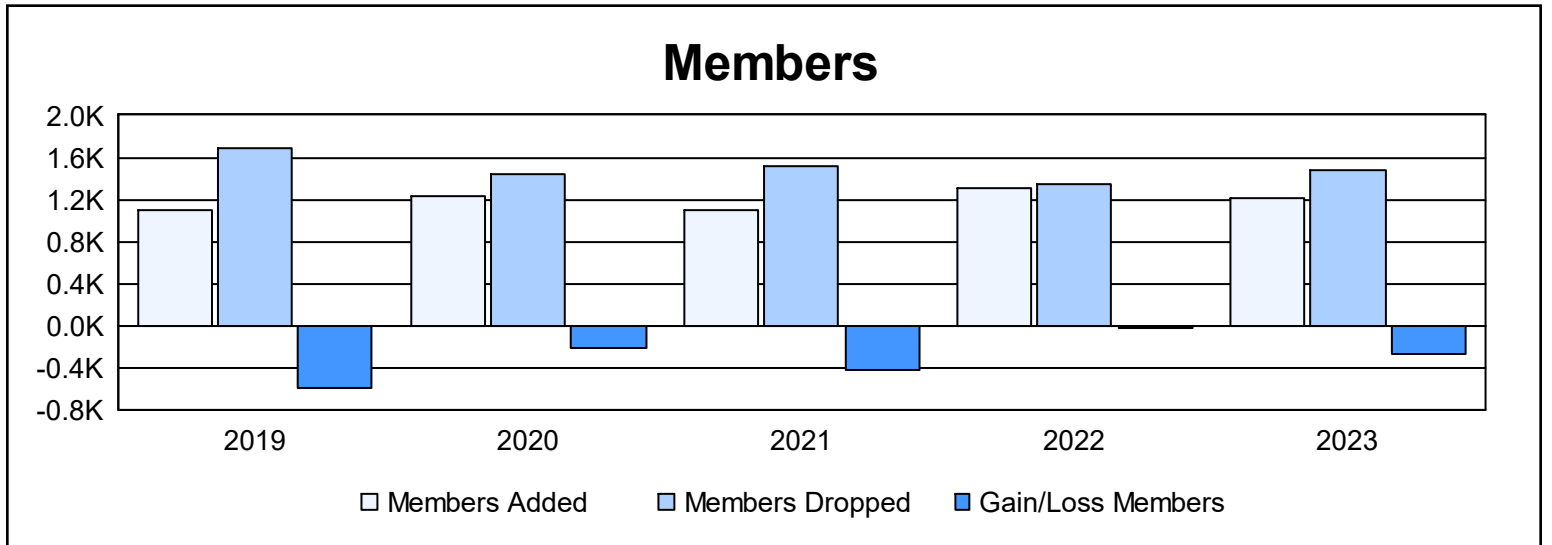
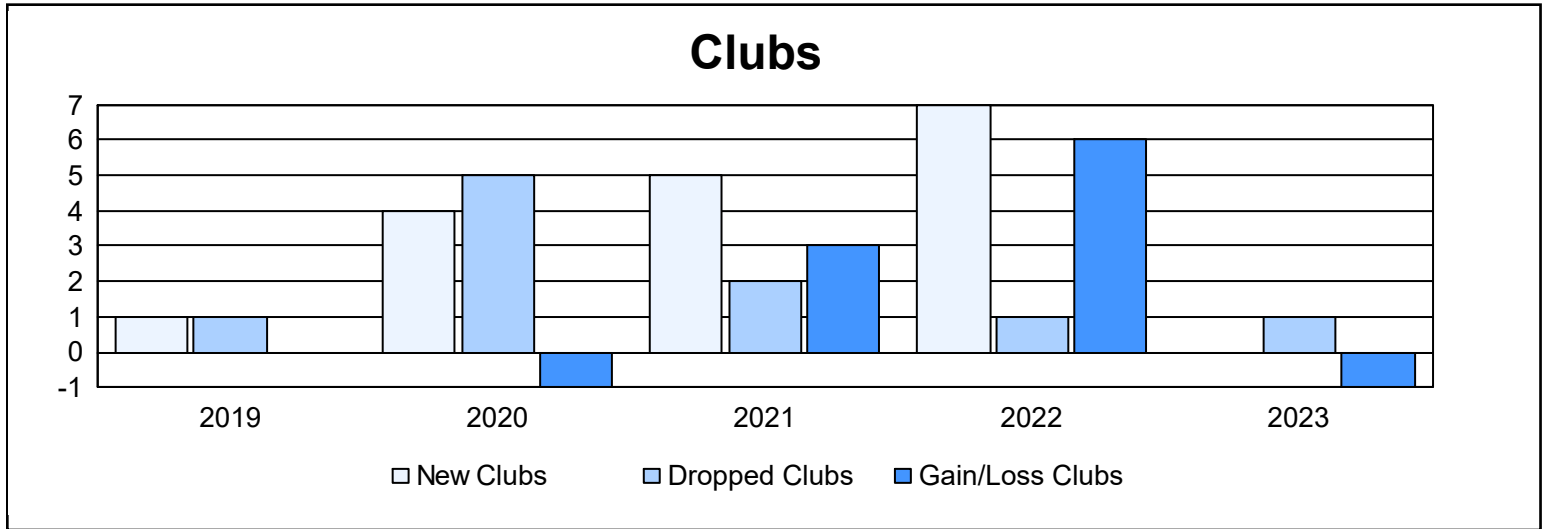
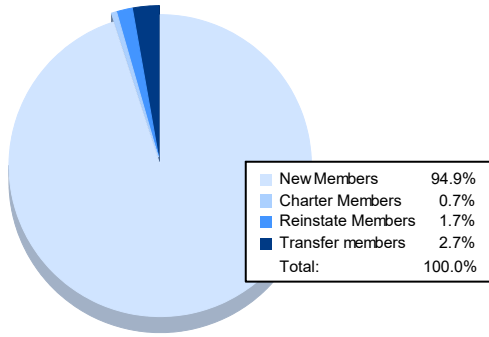


| Year | New Clubs | Dropped Clubs | Gain/ Loss Clubs | New Members | Charter Members | Reinstate Members | Transfer Members | Total Member Added | Total Members Dropped | Gain/ Loss Members |
|----------------|-----------|---------------|------------------|-------------|-----------------|-------------------|------------------|--------------------|-----------------------|--------------------|
| 2018-2019 | 1 | 1 | 0 | 964 | 44 | 65 | 31 | 1,104 | 1,691 | -587 |
| 2019-2020 | 4 | 5 | -1 | 1,002 | 163 | 24 | 35 | 1,224 | 1,431 | -207 |
| 2020-2021 | 5 | 2 | 3 | 833 | 186 | 57 | 20 | 1,096 | 1,519 | -423 |
| 2021-2022 | 7 | 1 | 6 | 1,038 | 225 | 24 | 15 | 1,302 | 1,335 | -33 |
| 2022-2023 | 0 | 1 | -1 | 1,146 | 8 | 21 | 32 | 1,207 | 1,486 | -279 |
| Average | 3 | 2 | 1 | 997 | 125 | 38 | 27 | 1,187 | 1,492 | -306 |



Membership Composition June 2023 Cumulative



Gender Composition June 2023 Cumulative

